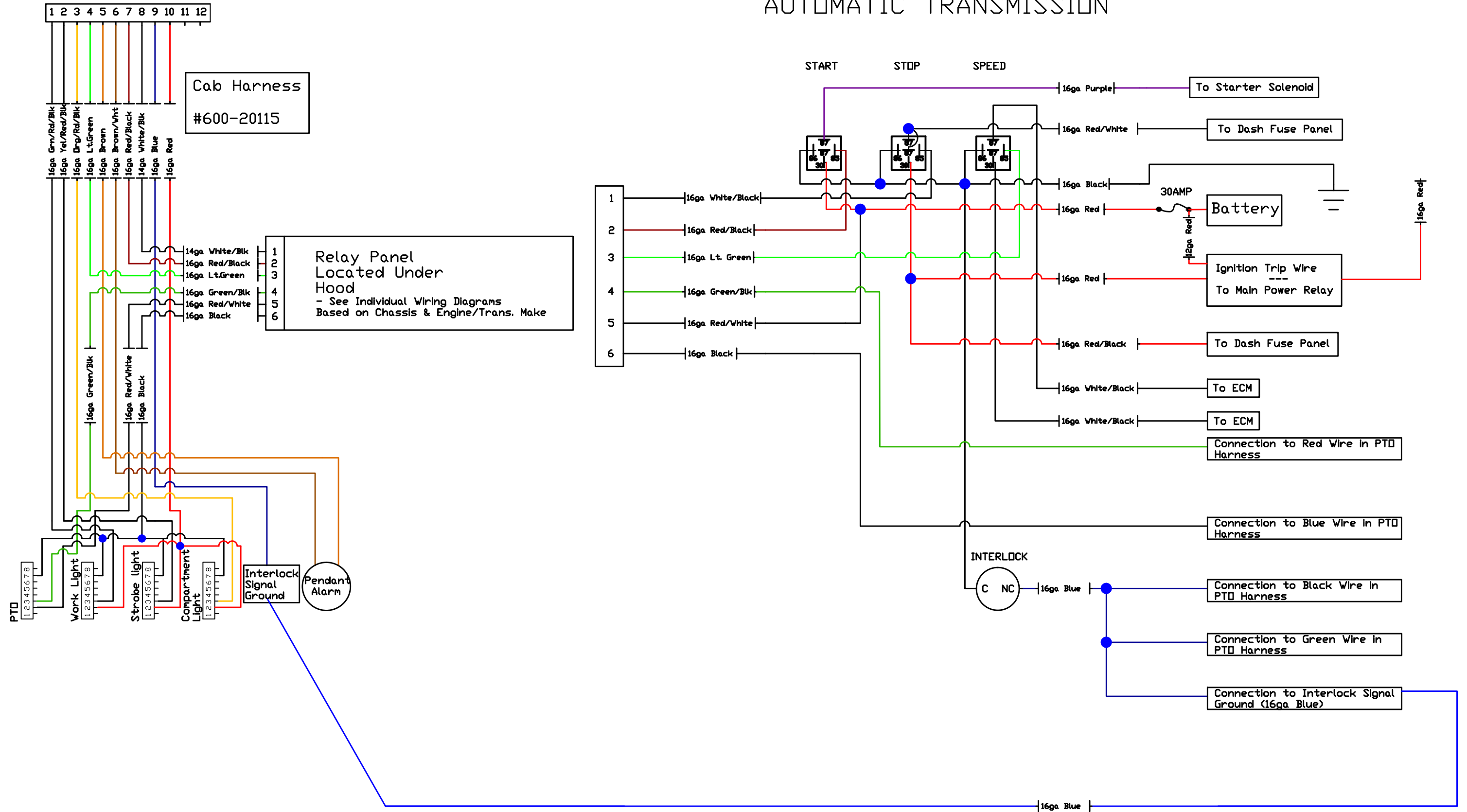
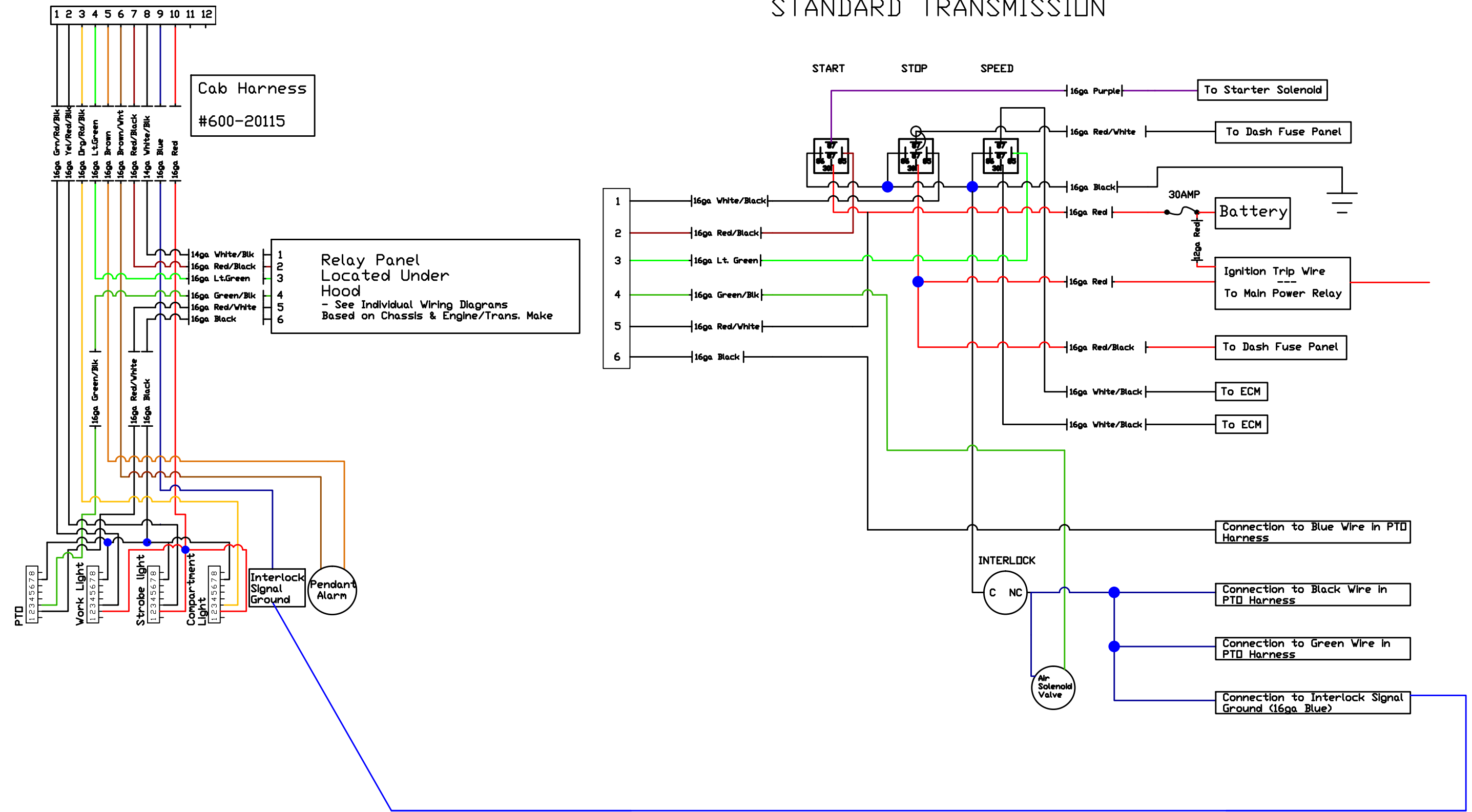


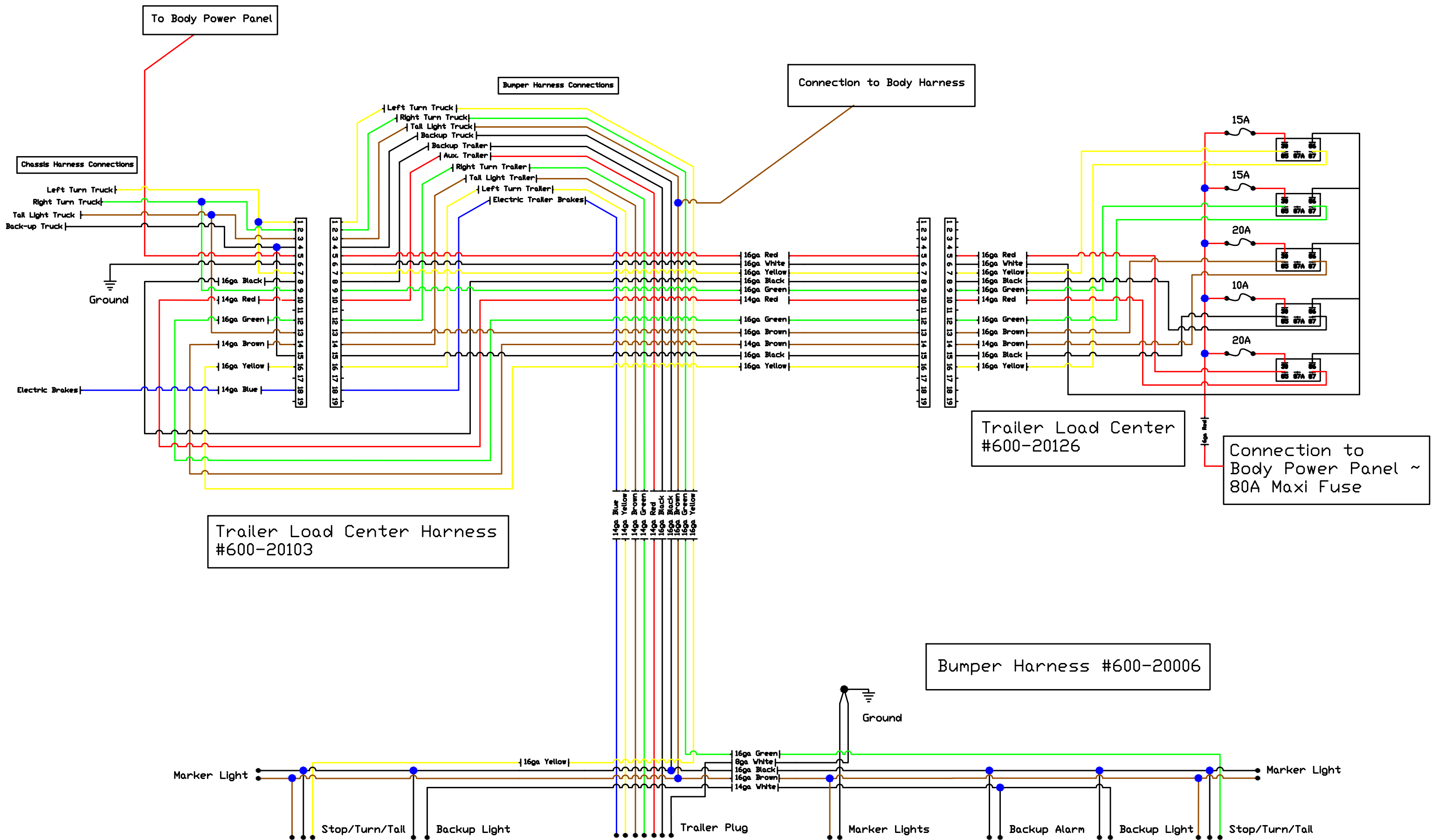
DATE	8/20/2008	BY	JES	REVISION	1
DESCRIPTION	Schematic, Gen. Overview, Serv. Trucks				
PROJECT	8/20/2008	BY	JES	REVISION	1
DESCRIPTION	Schematic, Gen. Overview, Serv. Trucks				
PROJECT	8/20/2008	BY	JES	REVISION	1
DESCRIPTION	Schematic, Gen. Overview, Serv. Trucks				
PROJECT	8/20/2008	BY	JES	REVISION	1
DESCRIPTION	Schematic, Gen. Overview, Serv. Trucks				
PROJECT	8/20/2008	BY	JES	REVISION	1
DESCRIPTION	Schematic, Gen. Overview, Serv. Trucks				

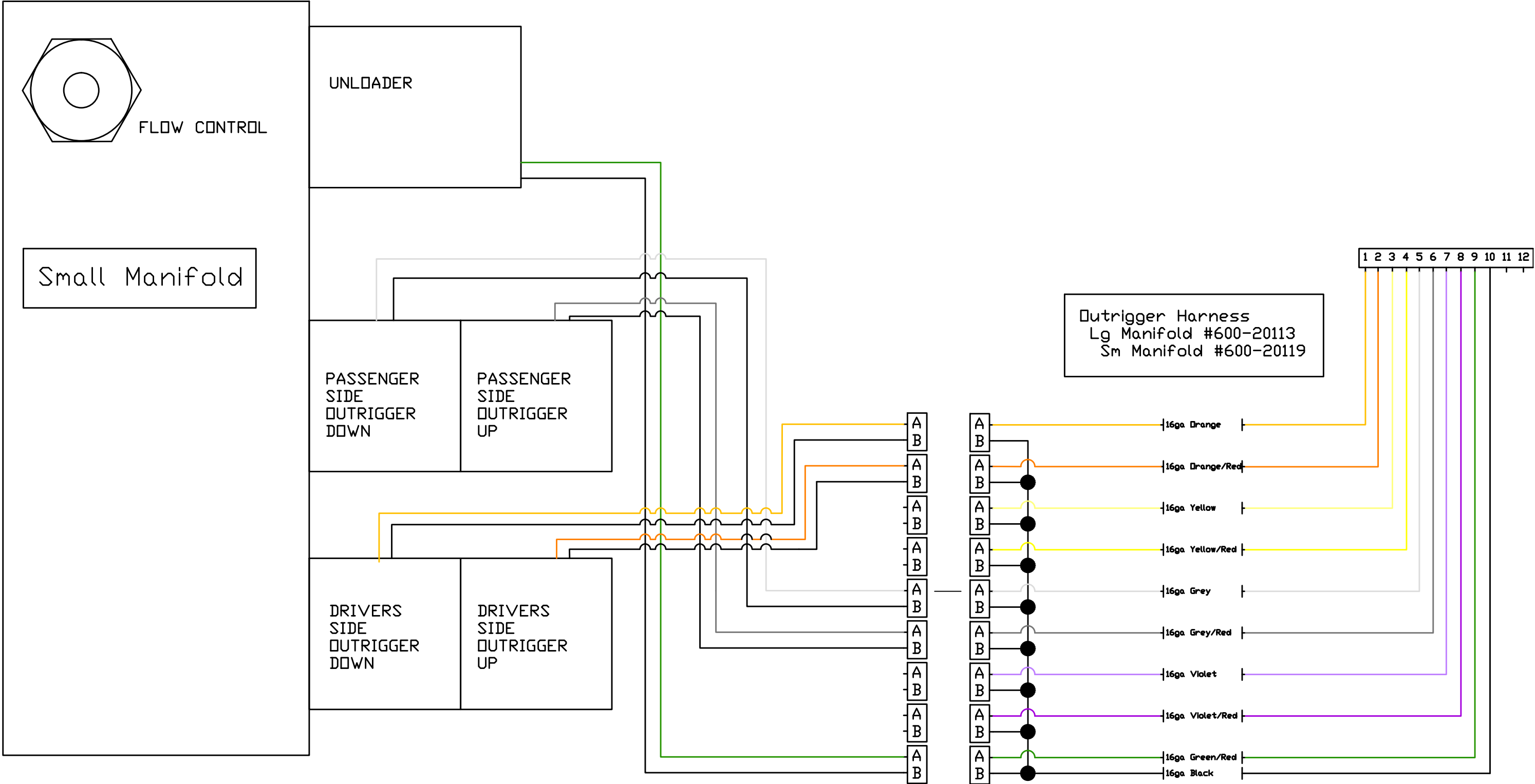
AUTOMATIC TRANSMISSION

[illegible]

STANDARD TRANSMISSION

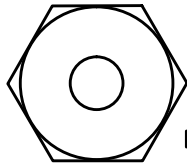
[illegible]





NOTICE: THIS DRAWING CONTAINS PROPRIETARY INFORMATION. IT IS SUBMITTED IN CONFIDENCE AND IS TO BE USED SOLELY FOR THE PURPOSE FOR WHICH IT IS FURNISHED AND RETURNED TO THE ORIGINATOR. NO PART OF THIS DRAWING IS TO BE REPRODUCED, TRANSMITTED, COPIED OR USED OTHERWISE IN WHOLE OR IN PART WITHOUT WRITTEN AUTHORIZATION.	DESIGNED BY: DAH	TOLERANCES UNLESS NOTED: DECIMAL03 ANGLE /TTTTTTTTTTTTTTTTT3A MACH. SURF.125	SUMMIT TRUCK BODIES		
	DATE DESIGNED: 9/02/2008	GENERAL NOTES: 1. UNLESS NOTED OTHERWISE, ALL DIMENSIONS ARE IN INCHES. 2. DO NOT SCALE THIS PRINT. 3. ALL DIMENSIONS ARE IN INCHES. 4. REMOVE ALL BURS AND SHARP EDGES.	990 VERNON RD. WATHENA, KS. 66090 PHONE: (785) 989-3100 FAX: (785) 989-3563		
	ENGINEER: JDS	SHEET 1	WEIGHT	SIZE D	PART NUMBER 600-20148
					REV

Schematic, Small Outrigger Manifold



FLOW CONTROL

UNLOADER

Large Manifold

PASSENGER
SIDE
OUTRIGGER
DOWN

PASSENGER
SIDE
OUTRIGGER
UP

OPTIONAL TOOL
CIRCUIT

OPTIONAL TOOL
CIRCUIT

HORIZONTAL
EXTENDING
OUTRIGGER

HORIZONTAL
RETRACTING
OUTRIGGER

DRIVERS
SIDE
OUTRIGGER
DOWN

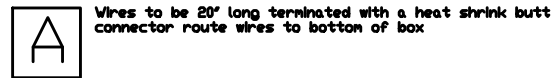
DRIVERS
SIDE
OUTRIGGER
UP

Outrigger Harness
Lg Manifold #600-20113
Sm Manifold #600-20119

1 2 3 4 5 6 7 8 9 10 11 12



NOTICE: THIS DRAWING IS THE PROPERTY OF SUMMIT TRUCK BODIES. IT IS TO BE USED ONLY FOR THE PURPOSES SPECIFIED HEREIN. NO PART OF THIS DRAWING IS TO BE REPRODUCED OR TRANSMITTED IN ANY FORM OR BY ANY MEANS, ELECTRONIC OR MECHANICAL, WITHOUT PERMISSION IN WRITING BY SUMMIT TRUCK BODIES.	DESIGNED BY DAH	TOLERANCES UNLESS NOTED: DECIMAL03 ANGLE 3/16 MACH SURF.125		SUMMIT TRUCK BODIES 990 VERNON RD. WATHENA, KS. 66090 PHONE: (785) 989-3100 FAX: (785) 989-3563		
	DRAWN BY JDS					
	DATE 9/03/2008	GENERAL NOTES: 1. DIMENSIONS ARE IN INCHES 2. REMOVE ALL BURS AND SHARP EDGES		Schematic, Large Outrigger Manifold		
	APPROVED BY DAH					
SHEET 1		WEIGHT		SIZE D	PART NUMBER 600-20149	REV



- R Main power 6ga Red
S Plug
T Fan power 12ga Red
U Main ground 8ga Black
V Ground 14ga Black
W Compressor engagement 14ga Blue/Red
X Compressor speed control 14ga Blue/White
Y Actuator up 16ga Tan
Z Actuator down 16ga Tan/Red

[illegible]